


# Automate your lathe!




## You do not want to stand permanently at the machine and insert material?

A bar gripper does this work for you. It automates your lathe - now your lathe is a fully automated production centre and saves money and time.

Easy and quickly, the bar gripper pulls the raw material and the machine goes on with the production directly. You do not need any expensive employees who add the material.




The bar gripper is available in diverse shank sizes - this is why you can use it on every lathe. Thanks to the flexible reversible jaws, it is usable in a wide clamping range which enables a wide range of applications.



Position the bar gripper in Z axis in front of the bar.



Scan me  
Product video



Now move onto the bar and open the chuck.



Pull the bar to the desired position in Z.



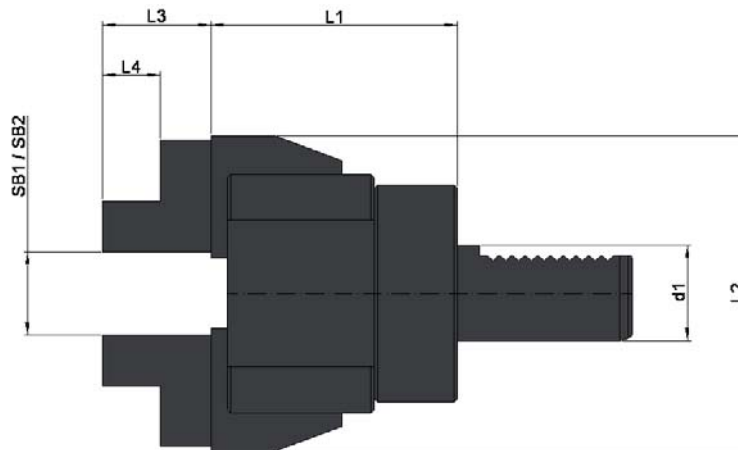
Close the chuck.



Move the bar puller in Z direction off the bar and start machining.

### Important note of safety:

Please use appropriate reducing tubes in your spindle and make sure that the rotating bar does not protrude out of the machine.



Scan me  
Product video

**Delivery includes:**

Bar gripper, set of reversible clamping jaws

**Bar gripper with VDI shank**

Article-No.	Description	Shank	SB1	SB2	L1	L2	L3	L4
00STG2000	Bar gripper	VDI20	6-45	45-100	77	99	34	18
00STG3000	Bar gripper	VDI30	6-45	45-100	77	99	34	18
00STG4000	Bar gripper	VDI40	6-56	56-100	79	111	34	18
00STG5000	Bar gripper	VDI50	6-56	56-100	79	111	34	18

**Bar gripper with cylindrical shank**

Article-No.	Description	Shank	SB1	SB2	L1	L2	L3	L4
00STG20ZY	Bar gripper	Ø20	6-45	45-100	77	99	34	18
00STG25ZY	Bar gripper	Ø25	6-45	45-100	77	99	34	18
00STG32ZY	Bar gripper	Ø32	6-45	45-100	77	99	34	18
00STG40ZY	Bar gripper	Ø40	6-56	56-100	79	111	34	18

**Spare parts**

Article-No.	Description
00STG0001	Set of reversible clamping jaws